

# Specifications

# 315 Small Signal Amplifier

Bandwidth	10 kHz - 1 GHz	- 3 dB
Gain	51 ± 1.5 dB 355 V / V	at 100 MHz inverting, 50 Ω load
Gain Flatness	± 0.5 dB max.	500 kHz - 800 MHz
Noise Figure	1.8 dB typ. 2.5 dB max.	10 - 500 MHz 10 - 500 MHz
Equivalent Input Noise Voltage *	0.55 nV / √ Hz 0.59 nV / √ Hz	at 1 GHz 10 - 500 MHz * Incl. 0.45 nV / √ Hz at 1 GHz from a 50 Ω source
Output at 1dB Gain Compression	+15 dBm	3.5 Vp-p, 100 kHz - 1 GHz
Maximum Input for Linear Operation	-36 dBm	approx. ± 5 mV
Harmonic Distortion	- 55 dB typ.	0 dBm output, 200 MHz
Third Order Intercept Point	+ 28 dBm typ.	at 300 MHz
Impedance	50 Ω	a.c. coupled
Input Return Loss	7 dB	300 kHz - 1 GHz
Output Return Loss	7 dB	300 kHz - 1 GHz
Reverse Isolation	50 dB	20 kHz - 1 GHz
Transition Time	350 psec	
Group Delay Variation	200 psec	10 MHz - 1 GHz

Input Damage Level: -36 dBm  
± 5 mV

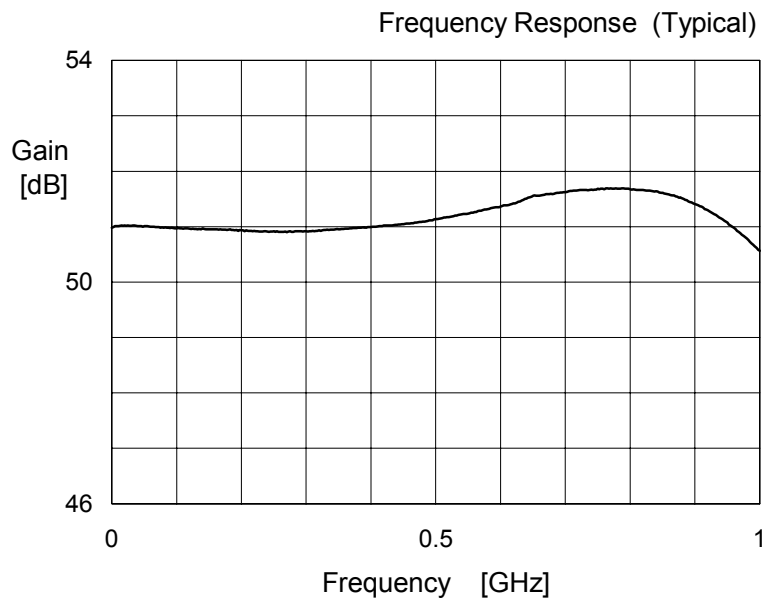
Connectors: Type N (f)

Temperature Range:  
Operating: 0 to + 50 °C  
Storage: - 25 to + 75 °C

Power Requirements:  
100, 120, 220, or 240V AC, ± 10%  
50 - 60 Hz, 10 VA

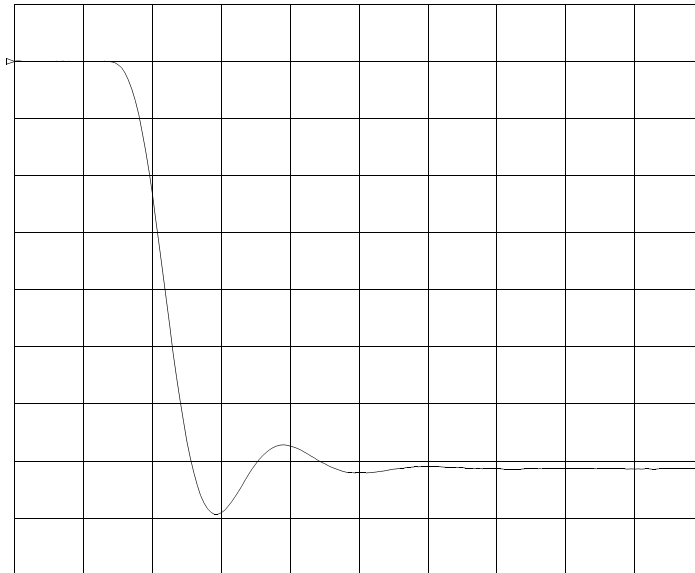
Size: 3.6 × 4.3 × 7.2" (H × W × D)  
91 × 109 × 183 mm

Net Weight: 3.3 lb / 1.5 kg



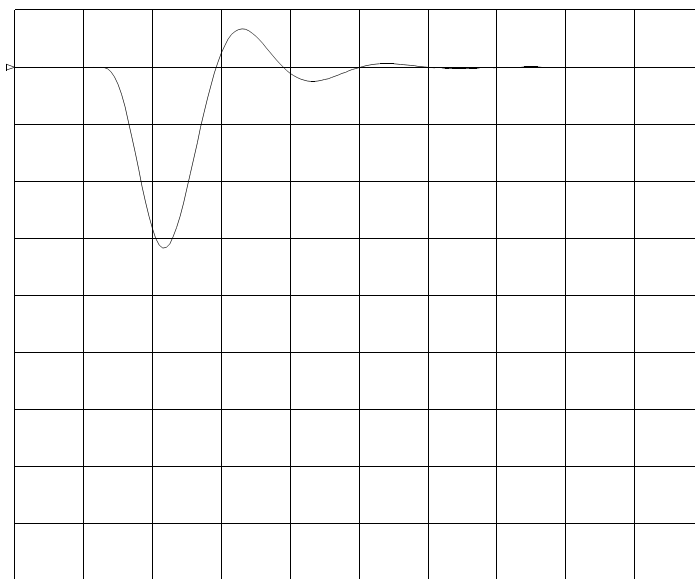
DATA SUBJECT TO CHANGE

315 Amplifier  
Time Domain



Horizontal: 500 ps / div  
Vertical: 50 units / div

Step Response



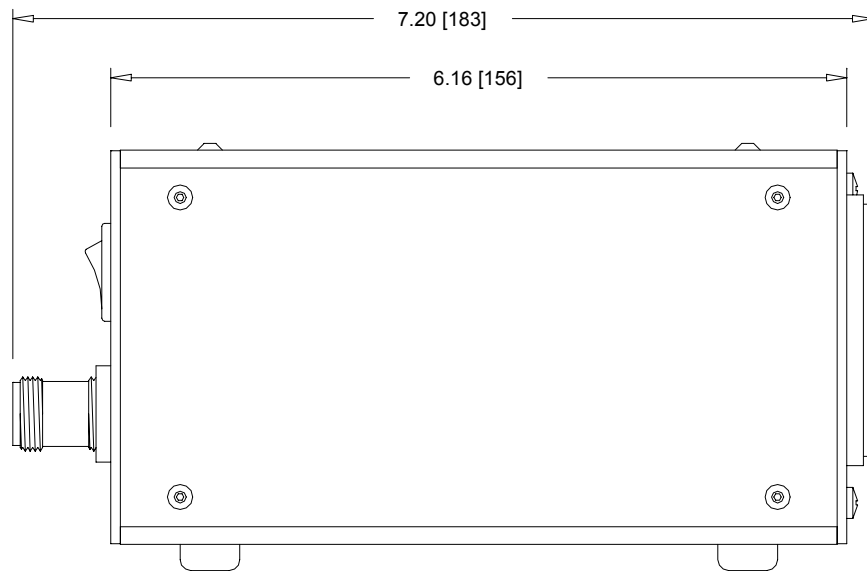
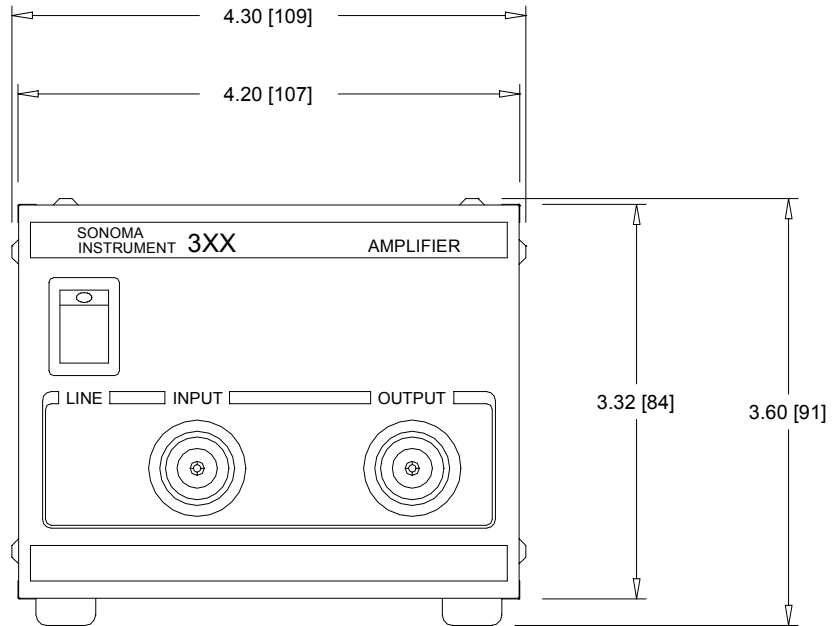
Horizontal: 500 ps / div  
Vertical: 50 units / div

Pulse Response

DATA SUBJECT TO CHANGE

# Outline Drawing

inch [mm]



DATA SUBJECT TO CHANGE

**SONOMA  
INSTRUMENT**

P.O. Box 9011, Santa Rosa, California 95405

Tel. 707-542-8569

Fax. 707-542-1551

DECEMBER 2004 © SONOMA INSTRUMENT CO.

[www.sonoma-instrument.com](http://www.sonoma-instrument.com)